



PACIFIC PIECEMAKERS QUILT GUILD

# Bits & Pieces

[www.pacificpiecemakers.org](http://www.pacificpiecemakers.org)

OCTOBER 2007



## GUILD GLIMMERS

At our September 21st meeting career quilter Yvonne Porcella gave a spirited presentation entitled “Dogs, Frogs, and Cherubs: A Personal Journey” and shared with us humorous stories of her artistic journey. Yvonne is a quilter extraordinaire, having produced many items of wearable art, and a wide range of quilts. Yvonne started out as an RN, then she took up weaving, and was well-accomplished in that field before she turned to quilting. Yvonne brings a lot of color and whimsy into her quilts. They are rich and bold, with striking designs, evocative figures, and surprising aspects, too. In her slideshow, we saw what often seemed like disparate, off-the-wall photos of gravestones and monuments, or odd buildings she had seen along the road. We also saw photos of Yvonne’s “hometown” in Calaveras County. Just when we were wondering, “Why?” we would see one of those fantastic Porcella quilts with images of cherubs (from the gravestones) or frogs (think of the Mark

Twain novel) worked subtly—or not so subtly—into the design. And it all made sense. Yvonne feels fortunate to be able to make a living from quilting, something she obviously loves. The list of books she has published is quite long, and she brought some to our meeting to sign for us. Quilting has also allowed her to travel around the world, as she has spoken and taught in many different countries. Several of her quilts reside in museums across the country and the world, including the Smithsonian Institution.

---

## PRESIDENT’S MESSAGE

Janet Sears will be acting as president for the October meeting, as your current president will be off playing on a cruise to Panama. Thank you, Janet for covering for me.

The October meeting will be a comfort quilt workshop. With the holidays coming up, I hope you all will be making comfort quilts to fill all the community needs at this time. Please plan to be there. Your time is very much appreciated. Thank you to Polly for the work she does with our comfort quilts.

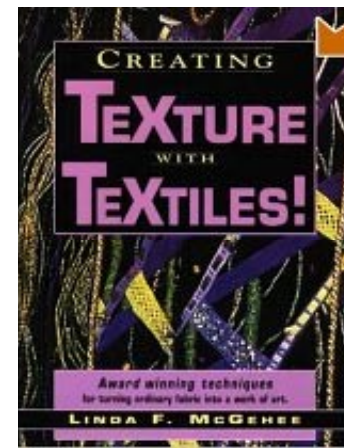






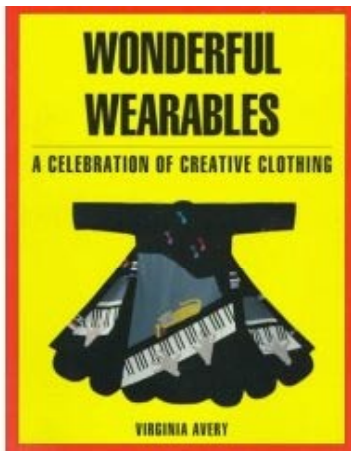
The “Bag ‘o Stuff” project was great fun and very successful. Everyone did an out standing job. I think we should do the “Bag ‘o Stuff” again next year. I

hope even more members will join in the fun. Thanks you to Anita for introducing us to that idea and for setting everything up for the project.

I hope you are all getting started on your Challenge Quilt for 2008. We will have an interesting time checking out the library for new ideas. I have one idea and am looking for a second one. See you in the library. Thank you to Anna for all the work she has done on the 08 Challenge. I know it is going to be an outstanding show.

We have lots of beautiful Quilts of Valor. If you have not made your QOV yet, please think about helping us fill the box going to the wounded soldiers. I know they appreciate them. Thank you to everyone who has made a QOV.

—Marilyn Limbaugh



## PPQG LIBRARY NOTES

Seventeen new books have been added to the PPQG library, one by purchase and the others from generous donations by Pam Wilson, Jo Dillon, Mary Austin and a box found in the closet. Thanks to all who have contributed we now have 385 books plus three videos.

The new books include *Six Color World: Color, Cloth, and Wearables* by Yvonne Porcella, *Trapunto by Machine* by Hari Walner, *How to Make an Amish Quilt: More Than 80 Beautiful Patterns from the Quilting Heartland of America* by Rachel and Kenneth Pellman, *Wonderful Wearables: A Celebration of Creative Clothing* by Virginia Avery, *Quilts in Bloom: A Garden of Inspiring Quilts and Techniques with Floral Designs* by Marion Haslam, *Great American Quilts*, 1998 and 2004, *Breakdown Printing: New Dimensions for Texture & Colour* by Claire Benn & Leslie Morgan, *Creating Quilts with simple Shapes* by Ann Castleberry & Mischele Hart,

*Quilts from Nature* by Joan Colvin, *Easy Machine Paper Piecing: 65 Quilt Blocks for Foundation Piecing* by Carol Doak, *Holiday Collage Quilts* by Joanne Goldstein, *Creating Texture with Textiles! Award winning Techniques for Turning Ordinary Fabric into a Work of Art* by Linda F. McGehee, *A Quilter's Christmas* by Marti Michell, *Monkey Wrench: New Quilts from an Old Favorite*, *Seasons of the Heart and Home: Quilts for a Winter's Day* by Jan Patek, *Tumbling Blocks: New Quilts from an Old Favorite*, and *The Passionate Quilter: Ideas and Techniques from Leading Quilters* by Michele Walker.

At the September meeting, the remaining books were offered in a silent auction which netted \$54.50 to be used toward the purchase of new books. Since we still have two boxes full of books another auction is planned for November.

—Marilyn Alderson and Anna Hines

## FESTIVAL OF THE TREES

We need placemats, napkins, pot holders, small gifts that children can purchase for their parents and grandparents for Christmas. Is anyone out there interested in leaning how to make “inchies”? They are 1 inch art thingys with a pin back to be used as costume jewelry. Barbara Dunsmoor has a pattern for luggage tags available.

You can deliver your items to Marilyn Limbaugh at the south end and Carol Tackett at the north end of Sea Ranch. Thanks you to all the who came to our workshop and helped out.

## PAST PRESIDENTS' BLOCKS

Carol Tackett's President Block instructions are on the website. Blocks are due by the November meeting. Fabric and instructions for the blocks for Lynne Atkins are available from Lynne and are due by the December meeting.

Lynne says, “As your President in 2005–2006, I started to think about one of the most special parts of holding that office – the chance to Have members of the Guild construct a block of my choice, for my President's Quilt. Well, I thought and thought—and then thought some more. I'm sure you see where this is going—it was such a marvelous thing and the possibilities were so limitless that I still hadn't decided when my term of office had ended—not even when the next President's term had ended! In fact, I was so tardy at bringing my requested block to the Guild that, in my embarrassment, I nearly dropped the whole thing. But then I thought, what if we have a big celebration for our 15th or 20th anniversary, as we did for our 10th, and mine was the only President's Quilt missing? No, I couldn't let that happen! So I bit the bullet and chose a block – really a very pretty block and one that is relatively easy to construct. Now, I can't understand just what took me so long!

I have chosen an Ohio Star—and I gave out the instructions (along with the center fabric) at the September meeting. Thank you to all who have borne with my tardiness and indecision and agreed to make the block. The fabric for the center of the star is in browns, greens and blacks—please correspond the fabrics in the rest of the block to these colors. Not brights, but more muted tones. The block is sewn to 12 1/2 inches. Please put your name on the block.”



*Happy Birthday*

Barbara Dunsmoor	Oct. 2
Marian Fairbank	Oct. 14
Mary Ellen Blohm & Iris Lorenz-Fife	Oct. 16
Elizabeth Langdon	Oct. 20
Karen Shanower	Oct. 22
Elaine Reed	Oct. 27
Barbara Wendt	Oct. 31